

# WestSEA

VIANA SHIPYARD

---

## BUILDING A NEW PATH

---

DOCKS, SHIPBUILDING  
AND SHIPREPAIR









## WEST SEA BUILDING A NEW PATH

West Sea is a shipyard located in Viana do Castelo, North of Portugal. Created by the Martifer Group in 2013, the company is the current sub-concessionary of the lands and infrastructures of the former ENVC – Estaleiros Navais de Viana do Castelo.

The shipyard is one of the most important industrial infrastructures in Portugal, with docking capacity for medium size ships. It is equipped with workshops and lifting devices for the construction of large modules and equipment.

With a total area of 250,000 sqm, the shipyard has the facilities to undertake shipbuilding, conversions and ship repair of any type of vessel up to 37,000 tonnes, 190 metres of length and 29 metres of breadth, as well as small/medium-sized vessels.





## A WELL-DEFINED STRATEGY

West Sea bases its strategy in proximity, specialization and knowledge.

The success of the ship repair and ship conversion segments is mainly based in the capacity of a quick and quality response to the needs of ship owners, but also in the proximity to the locations where this action is needed. Therefore, West Sea has been seeking to enter new markets through the establishment of partnerships for the creation of shipyards near oil & gas extraction areas and with a strong demand for ship repair.

In the shipbuilding segment, the specialization and technical expertise are the two main pillars of the company's strategy, which is currently focused on three types of products:

### CRUISE SHIPS

the Group has already a relevant experience in this type of ship

### MILITARY VESSELS


with a strong technological incorporation component and a high level of technical demands

### OTHER EQUIPMENT

equipment and ships with high technical complexity and possibility of incorporation of the Group's know how

## FEATURED PORTFOLIO

West Sea and its employees have a wide experience in the construction of several types of ship.



## A PROVEN EXPERIENCE

Our professionals have decades of experience working in a shipyard, which allows them to overcome the greatest technical challenges, within the established deadlines and with all quality guarantees.

## A PRIVILEGED LOCATION

West Sea has a strategic location in Northern Portugal, near the Atlantic Ocean and close to several important ports on the international stage, such as Vigo, Leixões (Porto) and Lisbon.



## SHIPBUILDING




sulphur and phosphoric acid  
cargo tanker  
**Aurora**

LENGTH: 170 m  
BREADTH: 28 m  
DWT: 21,500 dwt



reefer  
**Carmel**

LENGTH: 185 m  
BREADTH: 25 m  
DWT: 15,000 dwt



ocean patrol vessels  
**NRP Sines e NRP Setúbal**

LENGTH: 81.1 m  
BREADTH: 12.00 m  
DEPTH: 9.60 m



hotel ship  
**Douro Elegance e Douro Serenity**


LENGTH: 79.85 m  
BREADTH: 11.40 m  
DEPTH: 3.30 m



hotel ship  
**Emerald Radiance**


LENGTH: 79.99 m  
BREADTH: 11.40 m  
DEPTH: 3.30 m

## SHIP REPAIR



general cargo  
**SCL Bern**

LENGTH: 140 m  
BREADTH: 21.5 m  
DEPTH: 8.4 m



tanker  
**Eva Schulte**

LENGTH: 145 m  
BREADTH: 25 m  
DEPTH: 6.7 m



dredger  
**Francesco di Giorgio**

LENGTH: 95.30 m  
BREADTH: 21 m  
DEPTH: 7.30 m



passenger ship  
**Reforma Pemex**

LENGTH: 131.20 m  
BREADTH: 27 m  
DEPTH: 7.30 m



container ship  
**Laura S**

LENGTH: 119.65 m  
BREADTH: 20.63 m  
DEPTH: 5.80 m

## THE SHIPYARD

- A** Dry dock no. 1
- B** Dry dock no. 2
- C** Building Platform
- D** Slipway
- E** Outfitting Basin
- F** Dock Support Shops
- G** Adm. and Technical Office
- H** Mechanics Shop
- I** Bugio Pier
- J** Waste Yard
- K** Piping Shop
- L** Panel Assembly Line
- M** Preassembly Shop
- N** Light Boiler Shop
- O** Blasting and Painting Shop
- P** Heavy Boiler Shop



## INFRASTRUCTURES AND LIFTING CAPACITY

**TOTAL AREA**  
250,000 sqm

**ANNUAL CONSTRUCTION CAPACITY**  
processing of 20,000 tonnes of steel

**ANNUAL REPAIR CAPACITY**  
up to 60 ships

### SIGNIFICANT INFRASTRUCTURES

- ▶ 1 dry dock with 203 x 32 m
- ▶ 1 dry dock with 127 x 18 m
- ▶ 1 building platform with 140 x 32 m
- ▶ 1 outfitting basin with 2 quays of 190 m length
- ▶ 1 slipway with 120 x 40 m

### LIFTING CAPACITY

- ▶ 2 cranes of 100 tonnes
- ▶ 1 crane of 60 tonnes
- ▶ 2 cranes of 50 tonnes
- ▶ 1 crane of 45 tonnes
- ▶ 1 crane of 15 tonnes
- ▶ 1 crane of 12 tonnes
- ▶ 1 crane of 10 tonnes





West Sea - Estaleiros Navais, Lda.  
Avenida da Praia Norte  
4900-350 Viana do Castelo  
Portugal

**T.** +351 258 009 955  
**M.** +351 911 078 272  
info@west-sea.pt  
[www.west-sea.pt](http://www.west-sea.pt)

